



KUMARAGURU
college of technology
character is life

www.kct.ac.in

[An Autonomous Institution
Established in 1984
Affiliated to
Anna University Chennai
Approved by
AICTE, New Delhi
Accredited by NAAC]

4.4.1 Annual expenditure incurred on maintenance of physical facilities and academic support facilities excluding salary component during the last five years
(Rs. In lakhs)


Details	2016-17	2017-18	2018-19	2019-20	2020-21
Consultancy Charges	18.42	82.10	145.87	159.37	96.97
Fees	28.77	40.99	84.71	49.40	187.88
College Programmes	47.63	84.03	88.51	65.60	8.41
Rent,Rates & Taxes	20.83	20.96	63.45	52.97	43.68
Repairs & Maintenance	385.66	572.10	638.75	648.07	386.21
Electrical & Power Charges (Net)	149.29	179.52	156.97	177.43	92.52
Examination & Valuation Expenses	106.02	109.77	86.93	89.89	27.56
Printing & Stationary	94.90	88.27	117.36	61.58	16.80
Travelling Expenses	45.98	49.42	68.09	57.78	4.79
Advertisement Charges	60.63	56.34	73.97	70.23	54.53
Annual Maintenance Charges	62.04	38.97	70.36	62.52	45.73
Consumables	50.03	44.10	75.07	60.07	14.32
Staff/ Student welfare Expenses	160.33	200.40	220.66	242.10	199.65
Books & Periodicals	20.54	53.21	23.70	36.01	43.47
Training Program Expenses	0.00	80.11	28.71	26.26	18.30
Placement Cell Expenses	69.18	41.84	108.98	77.89	38.31
House Keeping Expenses	152.54	152.54	193.25	206.56	127.42
Grant CIBI	96.64	171.47	137.46	158.35	0.00
Security Charges	71.18	83.71	75.61	92.48	60.86
Management Fee Concession	0.00	0.00	0.00	0.00	74.98
Others	289.05	631.35	278.91	359.81	142.82
Total Expenses	1929.68	2781.21	2737.34	2754.36	1685.20

[Signature]
Signature of Finance Officer

[Signature]
Signature of Head of the Institute

This certificate is issued at the request of the client, based on the information & explanation produced before us

[Signature]
Signature of the Chartered Accountant
for K.S. Aiyar & Co.
Chartered Accountants



Date : 27th Dec 2021
UDIN: 21200565AAAAHAG522

S.K. No. 2034/Coimbatore/FCM/11/049 Tamilnadu INDIA
Partnership Firm No. 902595
Voice : +91 422 266 11 00 Fax : +91 422 266 94 06
info @kct.ac.in

4.4.1 Annual Expenditure incurred on Maintenance of physical facilities and academic support facilities excluding salary component during last five years

(Rs. in Lakhs)


Maintenance of physical Facilities

Details	2016-2017	2017-2018	2018-2019	2019-2020	2020-2021
Rent,Rates & Taxes	20.83	20.96	63.45	52.97	43.68
Repairs & Maintenance	385.66	572.1	638.75	648.07	386.21
Electrical & Power Charges (Net)	149.29	179.52	156.97	177.43	92.52
House Keeping Expenses	152.54	152.54	193.25	206.56	127.42
Security Charges	71.18	83.71	75.61	92.48	60.86
Management Fee Concession	0	0	0	0	74.98
Others	289.05	631.35	278.91	359.81	142.82
Total	1068.55	1640.18	1406.94	1537.32	928.49

Maintenance of Academic support Facilities

Details	2016-2017	2017-2018	2018-2019	2019-2020	2020-2021
Examination & Valuation Expenses	106.02	109.77	86.93	89.89	27.56
Printing & Stationary	94.9	88.27	117.36	61.58	16.8
Travelling Expenses	45.98	49.42	68.09	57.78	4.79
Advertisement Charges	60.63	56.34	73.97	70.23	54.53
Annual Maintenance Charges	62.04	38.97	70.36	62.52	45.73
Consumables	50.03	44.1	75.07	60.07	14.32
Staff/ Student welfare Expenses	160.33	200.4	220.66	242.1	199.65
Training Program Expenses	0	80.11	28.71	26.26	18.3
Placement Cell Expenses	69.18	41.84	108.98	77.89	38.31
Total	649.11	709.22	850.13	748.32	419.99

The above mentioned values are based on the extract of the Audited statements.


Signature of Head of the Institute

Dr. D. SARAVANAN, M.Tech.,Ph.D.,
PRINCIPAL
Kumaraguru College of Technology
Coimbatore - 641 049.

FY: 2016 -2017

CONSOLIDATED KUMARAGURU COLLEGE OF TECHNOLOGY
(KCT,KCTBS,TC,AUTONOMOUS & BOOK DEPOT)
INCOME AND EXPENDITURE FOR THE YEAR ENDED 31ST MARCH 2017

Note:
Physical Facilities
Academic Support Facilities

YEAR ENDED 31.03.2016 ₹	EXPENDITURE	Sch. No.	Year ending 31.03.2017 ₹	YEAR ENDED 31.03.2016 ₹	INCOME	Sch. No.	Year ending 31.03.2017 ₹
58,56,028.96	To Op. Stock		30,41,650.74	1,26,62,513.30	By Net Sales		90,45,800.50
83,87,063.50	To Purchases		68,53,638.95	48,52,96,805.00	By Fees Receipt	13	48,46,08,282.00
26,58,37,545.00	To Salaries & Allowances	8	27,75,53,313.00	60,84,247.73	By Miscellaneous Receipts	14	76,43,562.17
82,50,745.00	To Consultancy Charges	9	18,42,110.00	3,55,72,921.01	By Interest Received	15	3,02,47,008.64
21,96,018.48	To Fees	10	28,76,811.00	1,13,235.00	By Consultancy Charges		2,25,479.00
1,50,30,994.00	To Provident Fund		1,58,01,473.00	7,20,338.00	By Testing Charges		6,21,616.25
18,27,209.00	To College Programmes		47,63,292.00	12,52,148.00	By Rental Receipts		27,86,451.00
54,69,617.00	To Rent,Rates & Taxes		20,83,473.00	5,66,876.00	By Maintenance Receipts		5,34,952.00
8,06,024.00	To Insurance		7,64,420.00	15,17,274.00	By Registration Fees		7,96,799.31
2,39,60,043.49	To Repairs & Maintenance	11	3,85,65,936.98	15,60,682.00	By Training Programme		4,10,242.00
2,01,08,767.40	To Electrical & Power Charges (Net)		1,49,29,020.22	19,16,266.00	By Sponership Service		14,20,943.00
99,03,329.00	To Examination & Valuation Expenses		1,06,02,460.00	1,31,340.00	By Certificate Verification Fees		1,37,490.00
6,600.00	To Water Charges		80,800.00	30,41,650.74	By Closing Stock		23,92,337.06
82,57,445.21	To Printing & Stationary		94,89,931.66				
48,81,855.00	To Travelling Expenses		45,98,036.18				
10,19,248.94	To Transportation Charges		10,25,740.37				
15,90,515.29	To Postage & Telephone		14,64,614.00				
59,73,723.00	To Advertisement Charges		60,62,972.00				
17,99,124.29	To Alumni Expenses		4,20,258.58				
59,64,892.49	To Annual Maintenance Charges		62,03,873.00				
6,579.83	To Bank Charges		7,772.94				
34,76,071.00	To Consumables		50,03,028.00				



San
Dr. D. SARAVANAN, M.Tech., Ph.D.,
PRINCIPAL
Kumaraguru College of Technology
Coimbatore - 641 049.

1,08,33,649.00	To Staff/ Student welfare Expenses		1,60,33,452.00			
6,40,000.00	To Fees Waiver		5,48,965.00			
36,73,152.60	To Books & Periodicals		20,54,211.00			
14,71,953.00	To ESI		17,25,528.00			
21,75,622.00	To Sports & Games		30,50,745.00			
3,07,504.00	To Gratuity		1,21,93,720.00			
2,90,000.00	To Donation		20,15,550.00			
68,35,989.65	To Placement Cell Expenses		69,18,273.00			
68,69,341.53	To Miscellaneous Expenses	12	28,32,449.20			
1,50,50,193.67	To House Keeping Expenses		1,52,54,414.13			
7,70,226.67	To R & D Expenses		9,76,521.00			
1,26,92,252.08	To Grant to CIBI		96,63,521.00			
9,07,859.00	To Interest on TDS & Service Tax		17,655.00			
23,38,727.00	To Internet Charges		32,38,868.00			
3,93,710.00	To Prize & Award - Student		5,27,562.00			
61,34,173.00	To Security Charges		71,18,142.00			
23,02,495.00	To Scholarship / Stipend		20,37,403.87			
6,85,697.00	To Social Relief Expenses		-			
16,35,64,783.97	To Depreciation		14,07,32,308.95			
				8,81,10,472.27	By Excess of Expenditure over Income	10,01,02,951.84
63,85,46,769.05	Total		64,09,73,914.77	63,85,46,769.05	Total	64,09,73,914.77

Place: Coimbatore

Date:

"As per our Report of Even Date Attached"

For K.S. Aiyer & Co
Chartered Accountants

S. Kalyanaraman, B.Com. FCA.
Partner (M.No. 200565)

Dr. D. SARAVANAN, M.Tech., Ph.D.,
PRINCIPAL
Kumaraguru College of Technology
Coimbatore - 641 049.

CONSOLIDATED KUMARAGURU COLLEGE OF TECHNOLOGY
(KCT, KCTBS, TC, AUTONOMOUS & BOOK DEPOT)
BALANCE SHEET AS AT 31ST MARCH 2017

AS ON 31.03.2016	LIABILITIES	Sch. No.	AS ON 31.03.2017	AS ON 31.03.2016	ASSETS	Sch. No.	AS ON 31.03.2017
₹			₹	₹			₹
55,84,21,673.63	Capital Fund	1	55,84,21,673.63	74,96,27,918.51	Fixed Assets	5	72,17,61,632.51
46,96,95,200.93	Reserves & Surplus	2	41,57,20,042.19	37,93,31,550.40	Current Assets:	6	37,68,68,025.54
57,62,650.92	Specified Fund	3	66,37,650.92				
9,50,79,943.43	Current Liabilities & Provisions	4	11,78,50,291.31				
1,12,89,59,468.91	Total		1,09,86,29,658.05	1,12,89,59,468.91	Total		1,09,86,29,658.05

Schedules 1 to 6 form part of this Balance Sheet

Place: Coimbatore
Date:

"As per our Report of Even Date Attached"

For K.S. Aiyar & Co
Chartered Accountants

S. Kalyanaraman, B.Com. FCA.
Partner (M.No. 20056E)



FY: 2017 - 2018

CONSOLIDATED KUMARAGURU COLLEGE OF TECHNOLOGY
KCT,KCTBS,TC,AUTONOMOUS,BOOK DEPOT
INCOME AND EXPENDITURE FOR THE YEAR ENDED 31ST MARCH 2018

YEAR ENDED 31.03.2017 ₹	EXPENDITURE	Sch. No.	Year ending 31.03.2018 ₹	YEAR ENDED 31.03.2017 ₹	INCOME	Sch. No.	Year ending 31.03.2018 ₹
30,41,650.74	To Op. Stock		23,92,337.06	90,45,800.50	By Net Sales		2,95,41,546.68
68,53,638.95	To Purchases		3,38,76,915.31	47,98,24,250.00	By Fees Receipt	13	50,27,35,796.00
27,75,53,313.00	To Salaries & Allowances	8	33,39,69,223.00	47,84,032.00	By Student Skill Development	14	1,62,33,590.00
18,42,110.00	To Consultancy Charges	9	82,10,119.00	76,43,562.17	By Miscellaneous Receipts	15	1,17,03,015.96
28,76,811.00	To Fees	10	40,98,890.00	3,02,47,008.64	By Interest Received	16	2,67,55,066.46
1,58,01,473.00	To Provident Fund		1,58,10,570.00	2,25,479.00	By Consultancy Charges		21,48,927.00
47,63,292.00	To College Programmes		84,03,121.00	6,21,616.25	By Testing Charges		7,61,793.00
20,83,473.00	To Rent,Rates & Taxes		20,96,422.00	27,86,451.00	By Rental Receipts		27,71,929.00
7,64,420.00	To Insurance		13,64,159.00	5,34,952.00	By Maintenance Receipts		5,38,485.00
3,85,65,936.98	To Repairs & Maintenance	11	5,72,09,933.85	7,96,799.31	By Registration Fees		14,00,965.11
1,49,29,020.22	To Electrical & Power Charges (Net)		1,79,51,714.80	4,10,242.00	By Training Programme		37,10,838.00
1,06,02,460.00	To Examination & Valuation Expenses		1,09,77,182.00	14,20,943.00	By Sponsorship Service		15,78,937.00
80,800.00	To Water Charges		1,91,020.00	1,37,490.00	By Certificate Verification Fees		1,45,319.00
94,89,931.66	To Printing & Stationary		88,27,143.62	23,92,337.06	By Closing Stock		89,22,204.20
45,98,036.18	To Travelling Expenses		49,41,585.00				
10,25,740.37	To Transportation Charges		11,74,560.49				
14,64,614.00	To Postage & Telephone		16,33,721.00				
- -	To Hospital expenses		-				
60,62,972.00	To Advertisement Charges		56,33,611.00				
4,20,258.58	To Alumni Expenses		-				
62,03,873.00	To Annual Maintenance Charges		38,96,734.00				
7,772.94	To Bank Charges		20,547.74				
50,03,028.00	To Consumables		44,10,403.00				



Dr. D. SARAVANAN, M.Tech., Ph.D.,
 PRINCIPAL
 Kumaraguru College of Technology
 Coimbatore - 641 049.

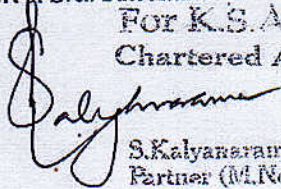
1,60,33,452.00	To Staff/ Student welfare Expenses		2,00,40,112.19			
5,48,965.00	To Fees Waiver		4,20,000.00			
20,54,211.00	To Books & Periodicals		53,21,138.00			
17,25,528.00	To ESI		20,69,959.00			
-	To Hiring charges		88,500.00			
30,50,745.00	To Sports & Games		45,53,015.00			
1,21,93,720.00	To Gratuity		1,65,89,419.00			
20,15,550.00	To Donation		21,70,828.00			
-	To Training Program Expenses		80,11,344.00			
69,18,273.00	To Placement Cell Expenses		41,83,531.40			
28,32,449.20	To Miscellaneous Expenses	12	31,25,964.70			
1,52,54,414.13	To House Keeping Expenses		1,52,53,972.34			
9,76,521.00	To R & D Expenses		29,03,829.23			
96,63,521.00	To Grant to CIBI		1,71,46,985.00			
17,655.00	To Interest on TDS & Service Tax		1,891.00			
32,38,868.00	To Internet Charges		20,74,034.00			
5,27,562.00	To Prize & Award - Student		44,43,062.00			
71,18,142.00	To Security Charges		83,71,494.00			
20,37,403.87	To Scholarship / Stipend		26,58,193.72			
-	To Loss on vehicle		42,772.00			
14,07,32,308.95	To Depreciation		7,87,79,708.00			
				10,01,02,951.84	By Excess of Expenditure over Income	11,63,91,253.04
64,09,73,914.77	Total		72,53,39,665.45	64,09,73,914.77	Total	72,53,39,665.45

Place: Coimbatore

Date:

"As per our Report of Even Date Attached"

For K.S. Aiyar & Co
Chartered Accountants



S. Kalyanaraman, B.Com, FCA.
Partner (M.No. 200585)



Dr. D. SARAVANAN, M.Tech., Ph.D.,
PRINCIPAL
Kumaraguru College of Technology
Coimbatore - 641 049.

CONSOLIDATED KUMARAGURU COLLEGE OF TECHNOLOGY

BALANCE SHEET AS AT 31ST MARCH 2018

AS ON 31.03.2017	LIABILITIES	Sch. No.	AS ON 31.03.2018	AS ON 31.03.2017	ASSETS	Sch. No.	AS ON 31.03.2018
₹			₹	₹			₹
55,84,21,673.63	Capital Fund	1	55,84,21,673.63	72,17,61,632.51	Fixed Assets	5	75,05,83,694.88
41,57,20,042.19	Reserves & Surplus	2	41,21,10,206.82	37,59,85,512.54	Current Assets:	6	36,08,62,980.00
66,37,650.92	Specified Fund	3	4,49,253.43				
11,69,67,778.31	Current Liabilities & Provisions	4	14,04,65,541.00				
1,09,77,47,145.05	Total		1,11,14,46,674.88	1,09,77,47,145.05	Total		1,11,14,46,674.88

Schedules 1 to 6 form part of this Balance Sheet

Place: Coimbatore

Date:

"As per our Report of Even Date Attached"

Chartered Accountants

S. Kalyanaraman

S.Kalyanaraman, B.Com.FCA.
Partner (M.No. 200565)

Saravanan

Dr. D. SARAVANAN, M.Tech., Ph.D.,
PRINCIPAL
Kumaraguru College of Technology
Coimbatore - 641 049.

CONSOLIDATED KUMARAGURU COLLEGE OF TECHNOLOGY

INCOME AND EXPENDITURE FOR THE YEAR ENDED 31ST MARCH 2019

YEAR ENDING 31.03.2018	EXPENDITURE		Sch. No.	YEAR ENDING 31.03.2019	YEAR ENDING 31.03.2018	INCOME	Sch. No.	YEAR ENDING 31.03.2019
23,92,337.06	To Op. Stock	89,22,204.20			2,95,41,546.68	By Net Sales		53,22,437.90
	Less : Transfer to Own consumption	22,68,674.35			50,27,35,796.00	By Fees Receipt	12	54,35,20,280.00
	Less : Transfer to Fixed Assets	26,86,099.00		39,67,430.85	1,62,74,109.17	By Student Skill Development	13	2,02,86,925.00
3,38,76,915.31	To Purchases			6,10,595.00	1,11,44,345.79	By Miscellaneous Receipts	14	26,12,459.85
33,39,69,223.00	To Salaries & Allowances		7	34,66,06,514.00	2,67,55,066.46	By Interest Received	15	2,78,88,644.30
82,10,119.00	To Consultancy Charges		8	1,38,41,852.00	21,48,927.00	By Consultancy Charges		46,14,868.00
40,98,890.00	To Fees		9	92,16,141.37	7,61,793.00	By Testing Charges		6,78,457.00
1,58,10,570.00	To Provident Fund			1,54,21,191.00	32,90,080.00	By Rental Receipts		36,70,206.00
84,03,121.00	To College Programmes			88,35,385.00	5,38,485.00	By Maintenance Receipts		5,50,269.00
20,96,422.00	To Rent, Rates & Taxes			63,24,295.00	14,00,965.11	By Registration Fees		19,33,499.44
13,64,159.00	To Insurance			15,04,799.22	37,10,838.00	By Training Programme		1,04,89,095.10
5,72,09,933.85	To Repairs & Maintenance		10	6,38,75,025.99	15,78,937.00	By Sponsors Service		23,10,814.00
1,79,51,714.80	To Electrical & Power Charges (Net)			1,56,96,514.96	1,45,319.00	By Certificate Verification Fees		1,37,284.00
1,09,77,182.00	To Examination & Valuation Expenses			86,92,921.00	-	By Food charges receipts		-
1,91,020.00	To Water Charges			14,33,900.00	-	By Water Charges		93,100.00
88,27,143.62	To Printing & Stationary			1,17,36,477.70	89,22,204.20	By Closing Stock		10,00,288.46
49,41,585.00	To Travelling Expenses			68,09,244.00	-	By Profit on Sale of Asset		-
11,74,560.49	To Transportation Charges			16,39,325.60				
16,33,721.00	To Postage & Telephone			12,50,477.00				
-	To Hospital expenses			60,779.48				
56,33,611.00	To Advertisement Charges			73,97,037.35				
38,96,734.00	To Annual Maintenance Charges			70,36,128.25				
20,547.74	To Bank Charges			27,466.48				
44,10,403.00	To Consumables			75,07,436.90				
2,00,40,112.19	To Staff/ Student welfare Expenses			2,20,65,917.33				
4,20,000.00	To Fees Waiver			3,20,000.00				
53,21,138.00	To Books & Periodicals			23,69,630.50				
20,69,959.00	To ESI			20,42,323.00				
88,500.00	To Hiring charges			16,000.00				
45,53,015.00	To Sports & Games			34,33,348.00				



Dr. D. SARAVANAN, M.Tech., Ph.D.,
PRINCIPAL
Kumaraguru College of Technology
Coimbatore - 641 049.

1,55,89,419.00	To Gratuity			93,85,963.00			
21,70,828.00	To Donation			14,88,683.00			
80,11,344.00	To Training Program Expenses			28,70,926.00			
41,83,531.40	To Placement Cell Expenses			1,08,98,163.00			
31,25,964.70	To Miscellaneous Expenses		11	66,20,761.12			
1,52,53,972.34	To House Keeping Expenses			1,93,24,722.86			
29,03,829.23	To R & D Expenses			21,61,785.20			
1,71,46,985.00	To CIBI Expenses			1,37,46,416.00			
1,891.00	To Interest on TDS & Service Tax			21,166.00			
20,74,034.00	To Internet Charges			12,19,820.00			
44,43,062.00	To Prize & Award - Student			20,02,689.00			
83,71,494.00	To Security Charges			75,61,279.00			
26,58,193.72	To Scholarship / Stipend			1,49,500.00			
42,772.00	To Loss on vehicle			-			
	To Food expenses			-			
7,87,79,708.00	To Depreciation			9,07,43,805.26			
					11,63,91,253.04	By Excess of Expenditure over Income	11,28,25,208.37
72,53,39,665.45	Total			73,79,33,836.42	72,53,39,665.45	Total	73,79,33,836.42

Place: Coimbatore

Date: 23-9-2019

For Kumaraguru College of Technology

Correspondent

"As per our Report of Even Date Attached"

For K.S. Aiyar & Co
Chartered Accountants

S. Kalyanaraman, B.Com.FCA.
Partner (M.No.200565)

Dr. D. SARAVANAN, M.Tech., Ph.D.,
PRINCIPAL
Kumaraguru College of Technology
Coimbatore - 641 049.

CONSOLIDATED KUMARAGURU COLLEGE OF TECHNOLOGY

BALANCE SHEET AS AT 31ST MARCH 2019

AS ON 31.03.2018	LIABILITIES		Sch. No.	AS ON 31.03.2019	AS ON 31.03.2018	ASSETS		Sch. No.	AS ON 31.03.2019
55,84,21,673.63	Capital Fund		1	55,84,21,673.63	75,05,83,694.88	Fixed Assets		5	77,78,71,802.00
41,21,10,206.82	Reserves & Surplus		2	41,13,60,926.19	36,04,15,582.00	Current Assets:		6	31,14,79,379.76
4,49,253.43	Specified Fund		3	13,77,826.83					
14,00,18,143.00	Current Liabilities & Provisions		4	11,81,90,755.11					
1,11,09,99,276.88	Total			1,08,93,51,181.76	1,11,09,99,276.88	Total			1,08,93,51,181.76

Schedules 1 to 6 form part of this Balance Sheet

Place: Coimbatore

Date: 23-9-2019

For Kumaraguru College of Technology

Correspondent

"As per our Report of Even Date Attached"

For K.S. Aiyar & Co
Chartered Accountants

S. Kalyanaraman, B.Com.FCA.
Partner (M.No.200565)

Dr. D. SARAVANAN, M.Tech., Ph.D.,
PRINCIPAL
Kumaraguru College of Technology
Coimbatore - 641 049.

CONSOLIDATED KUMARAGURU COLLEGE OF TECHNOLOGY

FY: 2019 -2020

(KCT, KCT BS & TC)

INCOME AND EXPENDITURE FOR THE YEAR ENDED 31ST MARCH 2020

YEAR ENDING 31.03.2019	EXPENDITURE	Sch. No.	YEAR ENDING 31.03.2020	YEAR ENDING 31.03.2019	INCOME	Sch. No.	YEAR ENDING 31.03.2020
39,67,431	To Op. Stock		10,00,288	53,22,438	By Net Sales		-
6,10,595	To Purchases		-	51,12,39,277	By Fees Receipt	12	55,27,54,075
37,34,55,991	To Salaries & Allowances	7	35,83,15,972	2,00,00,871	By Student Skill Development	13	93,27,014
1,45,87,479	To Consultancy Charges	8	1,59,37,252	3,25,67,057	By Exam Fees receipts	14	3,48,50,673
84,70,514	To Fees	9	49,40,156	26,12,460	By Miscellaneous Receipts	15	33,35,767
88,51,385	To College Programmes		65,59,507	2,78,88,644	By Interest Received	16	2,07,61,166
63,45,461	To Rent,Rates & Taxes		52,97,062	46,14,868	By Consultancy Charges		24,95,291
15,04,799	To Insurance		17,68,435	6,78,457	By Testing Charges		7,45,916
6,38,75,026	To Repairs & Maintenance	10	6,48,06,784	36,70,206	By Rental Receipts		23,10,949
1,56,96,515	To Electrical & Power Charges (Net)		1,77,42,646	5,50,269	By Maintenance Receipts		4,91,050
86,92,921	To Examination & Valuation Expenses		89,88,969	19,33,499	By Registration Fees		30,04,007
14,33,900	To Water Charges		36,73,810	1,04,89,095	By Training Programme		1,50,41,527
1,17,36,478	To Printing & Stationary		61,58,167	23,10,814	By Sponsors Service		12,57,421
68,09,244	To Travelling Expenses		57,77,890	1,37,284	By Certificate Verification Fees		1,47,451
16,39,326	To Transportation Charges		13,72,277	93,100	By Water Charges		1,09,352
12,50,477	To Postage & Telephone		9,55,446	10,00,288	By Closing Stock		-
73,97,037	To Advertisement Charges		70,23,000		By Scrap sales		2,97,806
70,36,128	To Annual Maintenance Charges		62,51,966				-
27,466	To Bank Charges		11,278				
75,07,437	To Consumables		60,06,557				
2,20,65,917	To Staff/ Student welfare Expenses		2,42,09,506				
3,20,000	To Fees Waiver		1,62,500				
23,69,631	To Books & Periodicals		36,01,412				
34,33,348	To Sports & Games		27,47,360				
14,88,683	To Donation		11,83,584				
28,70,926	To Training Program Expenses		26,25,919				
1,08,98,163	To Placement Cell Expenses		77,89,293				
66,81,541	To Miscellaneous Expenses	11	48,67,728				
1,93,24,723	To House Keeping Expenses		2,06,56,060				



Dr. D. SARAVANAN, M.Tech., Ph.D.,
PRINCIPAL
Kumaraguru College of Technology
Coimbatore - 641 049.

21,61,785	To R & D Expenses	43,46,097			
1,37,46,416	To CIBI Expenses	1,58,35,250			
12,19,820	To Internet Charges	14,42,115			
20,02,689	To Prize & Award - Student	18,20,132			
75,61,279	To Security Charges	92,47,945			
1,49,500	To Scholarship / Stipend	1,06,30,000			
9,07,43,805	To Depreciation	8,38,75,988			
			11,28,25,208	By Excess of Expenditure over Income	7,06,98,888
73,79,33,836	Total	71,76,28,352	73,79,33,836	Total	71,76,28,352

Place: Coimbatore

Date: 28-12-2020

For Kumaraguru College of Technology

Correspondent

"As per our Report of Even Date Attached"

For K.S. Aiyar & Co
Chartered Accountants

S. Kalyanaraman, B.Com.FCA.
Partner (M.No. 200565)

Dr. D. SARAVANAN, M.Tech., Ph.D.,
PRINCIPAL
Kumaraguru College of Technology
Coimbatore - 641 049.

CONSOLIDATED KUMARAGURU COLLEGE OF TECHNOLOGY
(KCT, KCTBS & TC)
BALANCE SHEET AS AT 31ST MARCH 2020

AS ON 31.03.2019	LIABILITIES	Sch. No.	AS ON 31.03.2020	AS ON 31.03.2019	ASSETS	Sch. No.	AS ON 31.03.2020
55,84,21,674	Capital Fund	1	55,84,21,674	77,78,71,802	Fixed Assets	5	74,94,31,089
41,13,60,926	Reserves & Surplus	2	44,98,57,010	30,88,64,743	Current Assets:	6	36,31,14,379
13,77,827	Specified Fund	3	19,65,087				
11,55,76,118	Current Liabilities & Provisions	4	10,23,01,697				
1,08,67,36,545	Total		1,11,25,45,468	1,08,67,36,545	Total		1,11,25,45,468

Schedules 1 to 6 form part of this Balance Sheet

Place: Coimbatore
Date: 29.12.2020

For Kumaraguru College of Technology

Correspondent

"As per our Report of Even Date Attached"
For K.S. Aiyar & Co
Chartered Accountants

S. Kalyanarajan, B.Com.FCA.
Partner (M.No. 200565)

Dr. D. SARAVANAN, M.Tech., Ph.D.,
PRINCIPAL
Kumaraguru College of Technology
Coimbatore - 641 049.

KUMARAGURU COLLEGE OF TECHNOLOGY

(KCT, KCTBS & TC)

FY: 2020 -2021

CONSOLIDATED INCOME AND EXPENDITURE FOR THE YEAR ENDED 31ST MARCH 2021

YEAR ENDING 31.03.2020	EXPENDITURE	Sch. No.	YEAR ENDING 31.03.2021	YEAR ENDING 31.03.2020	INCOME	Sch. No.	YEAR ENDING 31.03.2021
10,00,288	To Opening Stock		-	55,27,54,075	By Fees Receipt	12	59,87,59,236
35,83,15,972	To Salaries & Allowances	7	33,92,98,444	93,27,014	By Student Skill Development	13	11,62,000
1,59,37,252	To Consultancy Charges	8	96,96,928	3,48,50,673	By Exam Fees receipts	14	3,06,67,300
49,40,156	To Fees	9	1,87,87,935	33,35,767	By Miscellaneous Receipts	15	15,18,020
65,59,507	To College Programmes		8,40,787	2,07,61,166	By Interest Received	16	1,73,78,569
52,97,062	To Rent,Rates & Taxes		43,67,852	24,95,291	By Consultancy Charges		40,41,497
17,68,435	To Insurance		25,11,255	7,45,916	By Testing Charges		83,102
6,48,06,784	To Repairs & Maintenance	10	3,86,21,144	23,10,949	By Rental Receipts		7,94,199
1,77,42,646	To Electrical & Power Charges (Net)		92,52,130	4,91,050	By Maintenance Receipts		-
36,73,810	To Water Charges		11,27,084	30,04,007	By Registration Fees		4,63,822
61,58,167	To Printing & Stationary		16,79,864	1,50,41,527	By Training Programme		64,52,515
57,77,890	To Travelling Expenses		4,78,716	12,57,421	By Sponership Service		8,80,296
13,72,277	To Transportation Charges		14,38,260	1,47,451	By Certificate Verification Fees		1,41,690
9,55,446	To Postage & Telephone		10,82,794	1,09,352	By Water charges		-
70,23,000	To Advertisement Charges		54,53,414	2,97,806	By Scrap sales		1,20,228
62,51,966	To Annual Maintenance Charges		45,72,723				
11,278	To Bank Charges		4,272				
60,06,557	To Consumables		14,32,038				
2,42,09,506	To Staff/ Student welfare Expenses		1,99,64,694				
1,62,500	To Fees Waiver		6,00,000				
36,01,412	To Books & Periodicals		43,47,224				
27,47,360	To Sports & Games		5,40,352				
11,83,584	To Donation		1,16,999				
77,89,293	To Placement Cell Expenses		38,31,231				
48,67,728	To Miscellaneous Expenses	11	36,06,811				
2,06,56,060	To House Keeping Expenses		1,27,42,049				



Dr. D. SARAVANAN, M.Tech., Ph.D.,
PRINCIPAL

Kumaraguru College of Technology
Coimbatore, 641 012

KUMARAGURU COLLEGE OF TECHNOLOGY
(KCT, KCTBS & TC)
CONSOLIDATED INCOME AND EXPENDITURE FOR THE YEAR ENDED 31ST MARCH 2021

YEAR ENDING 31.03.2020	EXPENDITURE	Sch. No.	YEAR ENDING 31.03.2021	YEAR ENDING 31.03.2020	INCOME	Sch. No.	YEAR ENDING 31.03.2021
26,25,919	To Training Program Expenses		18,30,013				
43,46,097	To R & D Expenses		14,90,774				
1,58,35,250	To CIBI Expenses		-				
14,42,115	To Internet Charges		6,80,029				
18,20,132	To Prize & Award - Student		10,83,363				
92,47,945	To Security Charges		60,85,595				
-	To Food expenses		-				
1,06,30,000	To Scholarship / Stipend/ Sponsorship		-				
-	To Management Fee Concession		74,97,650				
89,88,969	To Examination & Valuation Expenses		27,55,747				
8,38,75,988	To Depreciation		11,26,32,600				
(7,06,98,888)	To Excess of Income over Expenditure		4,20,11,703				
64,69,29,465			66,24,62,474	64,69,29,465			66,24,62,474

Place : Coimbatore
Date: 17-12-2021

"As per our Report of Even Date Attached" & Co
For P.S. Arival & Co
Chartered Accountants
S. Kalyanaraman
S. Kalyanaraman, B.Com.FCA.
Partner (M.No. 200565)

Dr. D. Saravanan

Dr. D. SARAVANAN, M.Tech., Ph.D.,
PRINCIPAL
Kumaraguru College of Technology
Coimbatore - 641 049.

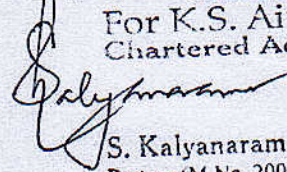
KUMARAGURU COLLEGE OF TECHNOLOGY
(KCT, KCTBS & TC)
CONSOLIDATED BALANCE SHEET AS AT 31ST MARCH 2021

AS ON 31.03.2020	LIABILITIES	Sch. No.	AS ON 31.03.2021	AS ON 31.03.2020	ASSETS	Sch. No.	AS ON 31.03.2021
55,84,21,674	Capital Fund	1	55,84,21,674	74,94,31,089	Fixed Assets	5	66,56,94,330
44,98,57,010	Reserves & Surplus	2	56,96,98,248	36,08,66,646	Current Assets:	6	62,42,55,230
19,65,087	Specified Fund	3	31,73,778				
10,00,53,964	Current Liabilities & Provisions	4	15,86,55,860				
1,11,02,97,735			1,28,99,49,559	1,11,02,97,735			1,28,99,49,559

Schedules 1 to 6 form part of this Balance Sheet

Place: Coimbatore
Date: 17.12.2021

"As per our Report of Even Date Attached"

For K.S. Aiyar & Co
Chartered Accountants

S. Kalyanaraman, B.Com.FCA.
Partner (M.No. 200565)


Dr. D. SARAVANAN, M.Tech., Ph.D.,
PRINCIPAL
Kumaraguru College of Technology
Coimbatore - 641 049.